




2023 COMPANY PROFILE

VIET ELECTRONIC
TECHNOLOGY SOLUTIONS






TABLE OF CONTENT

1 <i>About VIETES</i>	3
2 <i>Technical Department</i>	9
3 <i>Laboratory</i>	13
4 <i>Our Product</i>	16
5 <i>Our Service</i>	35
6 <i>Business Process</i>	38

ABOUT VIETES

ABOUT VIETES



Slogan

**KEEP MOVING
FORWARD**

VIETES's daily efforts are guided by the ambition to promote Vietnam's electronics sector to the world.

Established in 2018, VIETES has always been an effective partner to support enterprises in this industry in researching and manufacturing electronic components & devices.

After 5 years of operation, not stopping at conquering domestic partners, we aspire to realize the dream of bringing Made by VIETES - Made in Vietnam products to the international level. Along with that, we also build a technological and creative working environment to support the development of talented personnel.

ABOUT VIETES

VISION

To become an outstanding and reputable Vietnamese electronics manufacturer across the world.

MISSION

Putting technology into each product, bringing prosperity for Vietnam's electronics manufacturing industry.

CORE VALUES

- ✓ Progressive and unceasingly learning
- ✓ Creative and constantly innovating
- ✓ Strong team morale and cohesiveness
- ✓ Build and maintain all relationships with goodwill



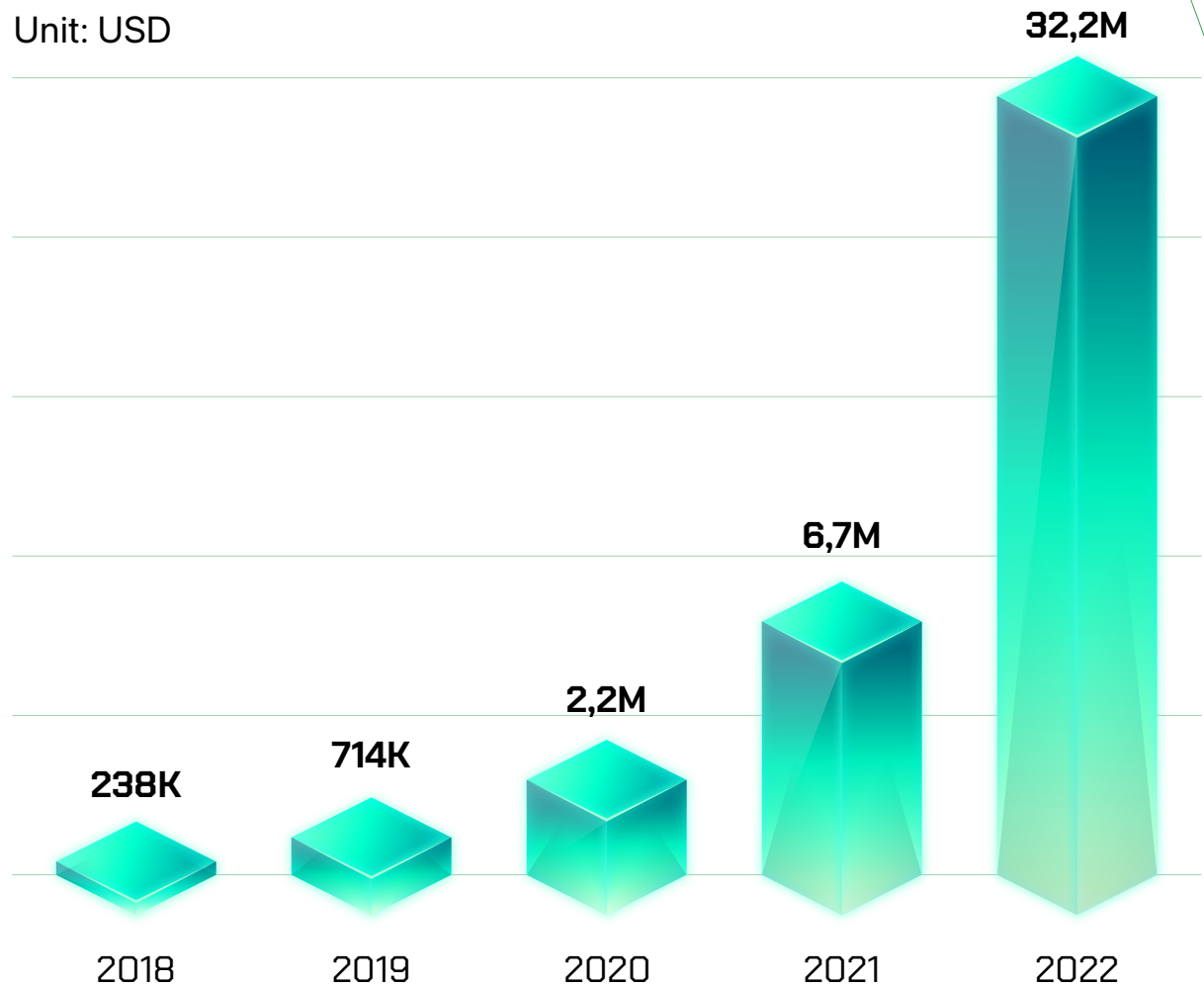
REVENUE GROWTH CHART

ISO 9001-2015

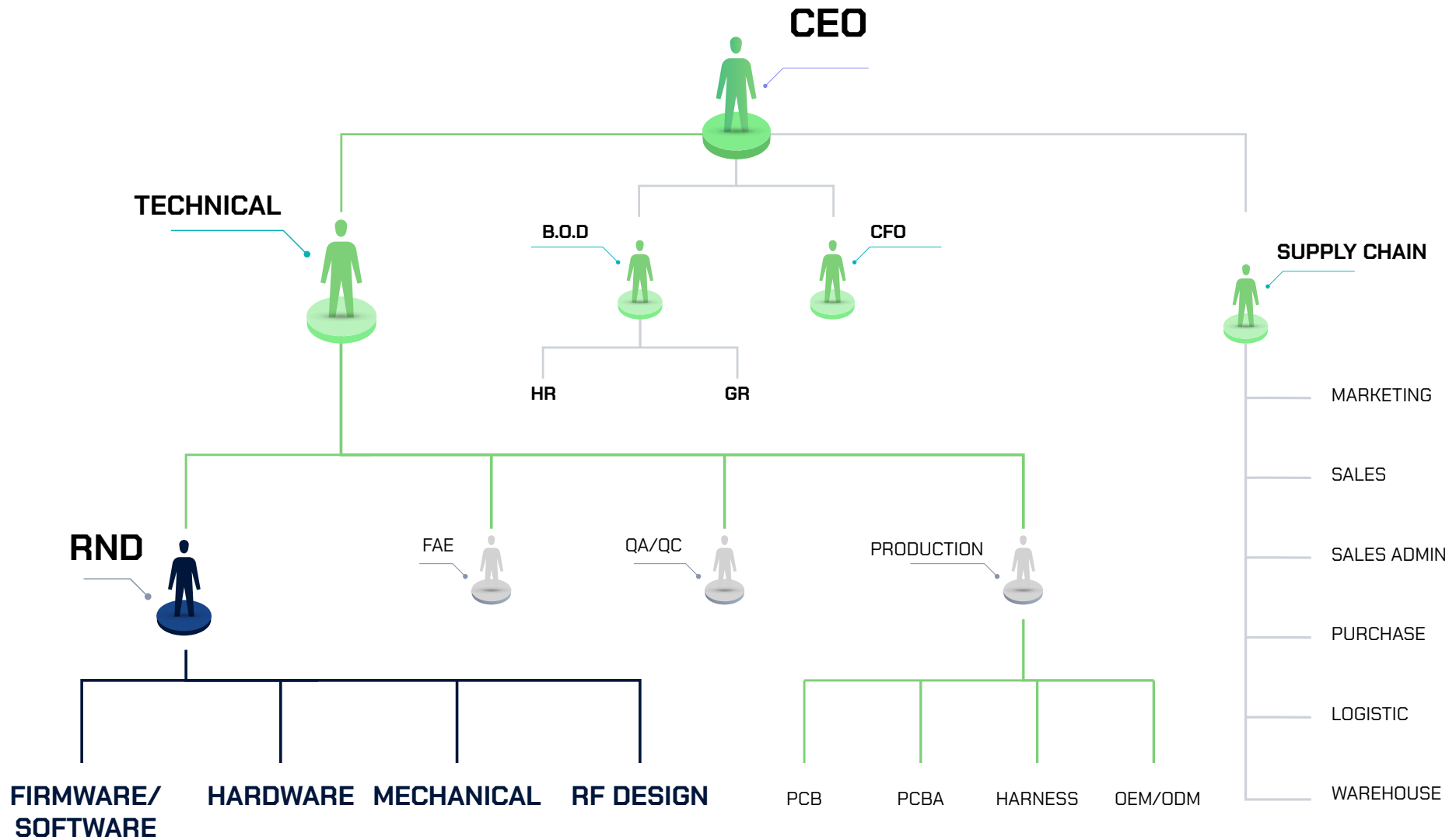


GROWTH CHART

Unit: USD



ORGANIZATION CHART



OUR OFFICE



TECHNICAL DEPARTMENT

RND DEPARTMENT



HARDWARE



FIRMWARE/SOFTWARE



MECHANICAL



RF DESIGN

PRODUCTION DEPARTMENT



ADVISORY

Consulting our customers about finished products, convenient processing, and production cost optimization

SUPERVISING

Production planning and supervising the procurement of production materials

PRODUCTION


Compliance by design, highest quality guarantee, meet the delivery date commitment.

QA DEPARTMENT

Quality Assurance (QA) - Build up process and standard for quality control



APPEARANCE INSPECTION



FUNCTION INSPECTION




DIMENSION AND RELIABILITY INSPECTION

LABORATORY

LAB CENTER



LAB CENTER



OUR PRODUCT


OUR PRODUCT



ALS/ PANTILT/
POSITIONING



RF PRODUCT



MODULE



OUR PRODUCT

ALS/ PANTILT/TURNING TABLE



VES-ALS-20

Antenna alignment system is a device used to accurately adjust the direction of parabolic antennas, surveillance cameras, infrared reconnaissance systems, lasers, etc.. With small angle errors.

Pan angle: 400 ° (± 200°)

Tilt angle: 30 ° (± 15°)

Pan speed: ≤ 12 °/s

Tilt speed: ≤ 5 °/s

Voltage range: 20 - 50 VDC

Max power: 55W

Dimension: ≤ 173 x 120 x 250.5 mm (± 5)
(LxWxH)

Weight: 7.5 kg

Material: Aluminum alloy, 304 stainless steel, anode cover

Interface: RS-485, Window, API control

IP: 65

Operation temperature: -10°C - 55°C



VES-ALS-10

VES-ALS-10 is targeted at applications demanding high stability and accuracy with tough environmental requirement 2 - axis Azimuth (PAN) and Altitude (TILT) control with absolute encoder

Pan angle: 400 ° (± 200°)

Tilt angle: 20 ° (± 10°)

Pan speed: ≤ 5 °/s

Tilt speed: ≤ 5 °/s

Voltage range: 12-50 VDC

Max power: 20W

Dimension: ≤ 187 x 100 x 232 mm (± 5) (LxWxH)

Weight: 4.5 kg

Material: Aluminum alloy, 304 stainless steel, anode cover

Interface: RS-485, Window, API control

IP: 66

Operation temperature: -30°C - 60°C

OUR PRODUCT


ALS/ PANTILT/TURNING TABLE



VES-ALS-180H

2 – axis Azimuth (PAN) and Altitude (TILT) control with absolute encoder

- 2-axis movement (Azimuth and Altitude)
- High speed (15 rpm Max)
- Angle output resolution 0.01°
- Low backlash $\leq 0.07^\circ$
- Lock when power failure
- RS-485 interface
- Monolithic aluminum CNC, hard anode
- Light weight body below
- Electromagnetic Brake: Save and lock positions when power down (both Pan and Tilt)



VES-ROT1000

Voltage range: AC 220V

Max power: 450W max

Current: 30 mA

Interface: Modbus – RS485

Min. speed: 0.04 rpm

Max. speed: 15 rpm

Dimension: 800 x 800 x 470 (mm)

Weight: 66 \pm 1kg

OUR PRODUCT

RF PRODUCTS

1. RF Filter

2. Amplifier

3. Couplers

4. Combiner



VES-FIL-162
Bandpass Filter
0.16 to 0.162 GHz Frequency Range



VES-FIL-051
Bandpass Filter
0.5 to 1 GHz Frequency Range



VES-FIL-12
Bandpass Filter
1 to 2 GHz Frequency Range



VES-FIL-24
Bandpass Filter
2 to 4 GHz Frequency Range



VES-FIL-48
High Pass Filter
4 to 8 GHz Frequency Range



VES-FIL-818
High Pass Filter
8 to 18 GHz Frequency Range

OUR PRODUCT

RF PRODUCTS

1. RF Filter

2. Amplifier

3. Couplers

4. Combiner



VES-LNA-00505
Low Noise Amplifier
0.05 to 0.5 GHz Frequency Range



VES-LNA-051
Low Noise Amplifier
0.5 to 1 GHz Frequency Range



VES-LNA-12
Low Noise Amplifier
1 to 2 GHz Frequency Range



VES-LNA-24
Low Noise Amplifier
2 GHz to 4 GHz Frequency Range



VES-LNA-48
Low Noise Amplifier
4 GHz to 8 GHz Frequency Range



VES-LNA-818
Low Noise Amplifier
8 GHz to 18 GHz Frequency Range

OUR PRODUCT

RF PRODUCTS

1. RF Filter

2. Amplifier

3. Couplers

4. Combiner



VES-CAL-00505
Bi-Directional Couplers
0.05 to 0.5 GHz Frequency Range



VES-CAL-051
Directional Couplers
0.5 to 1 GHz Frequency Range



VES-CAL-24
Directional Couplers
2 to 4 GHz Frequency Range



VES-CAL-48
Directional Couplers
4 to 8 GHz Frequency Range

OUR PRODUCTS

RF PRODUCTS

1. RF Filter
2. Amplifier
3. Couplers

4. Combiner



VES-2DIV-06527

Broadband-2 way power divider with excellent isolation performance



VES-4DIV-06527

Broadband-4 way power divider with excellent isolation performance



VES-8DIV-06527

Broadband-8 way power divider with excellent isolation performance

OUR PRODUCTS

MODULES

Power module: DC-DC, AC-DC...

RF module: Filter, PA...

Interface module: Converter, IO...

Other: ADC, DAC, sensor...




OUR SERVICE

- ▶ OEM/ODM
- ▶ WIRE HARNESS
- ▶ DESIGN SERVICE
- ▶ TESTING

OUR SERVICES


OEM/ODM



TELECOM



MOTOR CONTROL



RF



GPS






DIGITAL



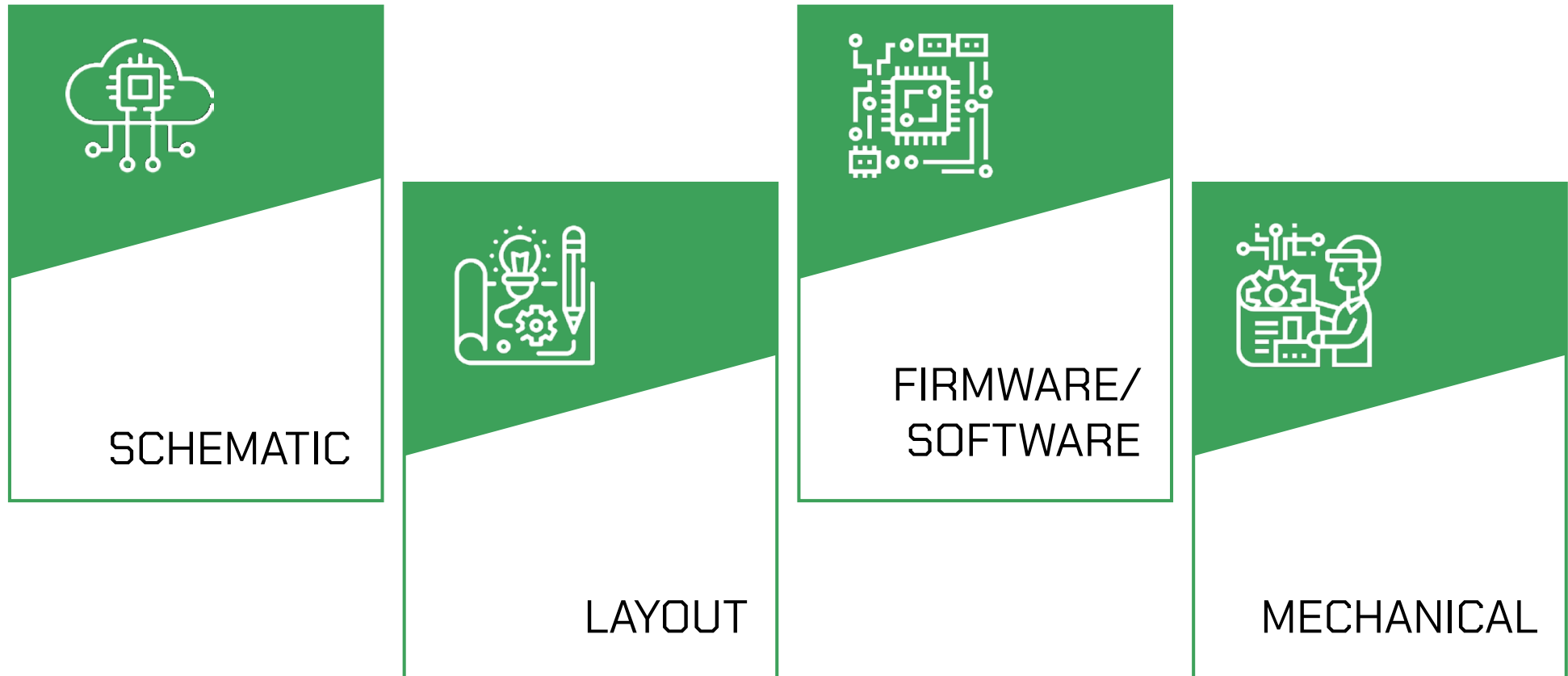
POWER

WIRE HARNESS

ASSEMBLING AND FINISHING HARNESS & WIRED SYSTEM



DESIGN SERVICE



TESTING SERVICES



QA TESTING

QA Testing - Our inspection center has modern equipment, is now capable of performing various tests.

04

LAB SYSTEMS

08

MAIN EQUIPMENTS

23

TESTS

TEST LAB AND INFRASTRUCTURE

Modern Lab system for testing, fulfill all needs.



ANTENNA MEASUREMENT LAB

Antenna measurement for military equipment that meets military standards. For example MIL-STD.



5G LAB

Measuring & testing telecom index for 5G systems that meets advanced standards. For example, 3GPP



EMS LAB

- 11 measurements according to MIL-STD 461F standard
- 3 measurements according to IEC 61000 standard



ENVIRONMENTAL MECHANICS LAB

13 measurements according to MIL-STD 810G, IEC 60068/TCVN 7699 & equivalent standards

TEST LAB AND INFRASTRUCTURE

EMC LAB SYSTEM



TEST LAB AND INFRASTRUCTURE



ENVIRONMENTAL
CHAMBER

- ✓ Capacity: 2.240l
- ✓ Temperature range: -72°C~180°C
- ✓ Humidity range: 0%~98%
- ✓ Heat increasing speed: 4.0°C/min
- ✓ Heat decreasing speed: 2.5°C/min
- ✓ Standard deviation: $\leq \pm 0.3^{\circ}\text{C}$
- ✓ Standards: MIL-STD-810G; IEC 60068; TCVN 7699; DO 160



ENVIRONMENTAL
CHAMBER

- ✓ Capacity: 1.000l
- ✓ Temperature range: -72°C~180°C
- ✓ Humidity range: 0~98%
- ✓ Heat increasing speed: 4.0°C/min
- ✓ Heat decreasing speed: 2.5°C/min
- ✓ Standard deviation: $\leq \pm 0.3^{\circ}\text{C}$
- ✓ Standard: MIL-STD-810G; IEC 60068; TCVN 7699; DO 160

TEST LAB AND INFRASTRUCTURE



**THERMAL SHOCK
CHAMBER**

- ✓ Capacity: 300l
- ✓ Cold temperature range: -80~70°C
- ✓ Hot temperature range: 50~220°C
- ✓ Heat decreasing speed: 5°C/min
- ✓ Heat increasing speed: 11°C/min
- ✓ Standard deviation: $\leq \pm 0.3^{\circ}\text{C}$
- ✓ Standard: MIL-STD 810G, IEC 60068; TCVN 7699; DO 160



**VIBRATION TESTING
EQUIPMENT**

- ✓ Load: 600 Kg
- ✓ Frequency range: 5~3,000 Hz
- ✓ Amplitude of movement: 0~76.2 mm
- ✓ Maximum shock force: 84.3kN
- ✓ Maximum test force: 35.6 kN
- ✓ Acceleration: 112 g
- ✓ Speed: 1,8 m/s
- ✓ Pulse shaping: sine, sawtooth, trapezoidal,...
- ✓ Standard: MIL-STD 810G, IEC 60068, TCVN 7699; DO 160

TEST LAB AND INFRASTRUCTURE



**MECHANICAL SHOCK
TESTING EQUIPMENT**

- ✓ Acceleration: 500 g
- ✓ Frequency range: 5~3,000 Hz
- ✓ Speed: 7.5 m/s
- ✓ Amplitude of movement: 0~1,500 mm
- ✓ Load: 200 Kg
- ✓ Pulse shaping: sine, sawtooth, trapezoidal,...
- ✓ Standard: MIL-STD 810G, IEC 60068, TCVN 7699, DO 160



**SALT SPAY
CHAMBER**

- ✓ Capacity: 2.500l
- ✓ Load: 500 Kg
- ✓ Temperature range: -20°C~70°C
- ✓ Testing area dimension (LxWxH): 3.7x1.8x1.56 m
- ✓ Humidity range: 10~98%
- ✓ Flow rate: 0~0.04 m³/h
- ✓ Standard: MIL-STD-810G; IEC 60068; TCVN 7699; DO 160

TEST LAB AND INFRASTRUCTURE



**DROP TEST
MACHINE**

- ✓ Drop height: 1.5 m
- ✓ Payload capacity: 80 Kg
- ✓ Surface material: Steel
- ✓ Surface dimension (LxWxH): 1.4x1.2x0.02 m
- ✓ Standard: MIL-STD-810G; IEC 60068; TCVN 7699; DO 160



**DUSTPROOF
TEST CHAMBER**

- ✓ Load: 500 Kg
- ✓ Dimension: 0.9*0.9*0.9 m
- ✓ Temperature range: 30°C~50°C
- ✓ Humidity range: 45%~85%
- ✓ Testing mode: IP 5X; IP 6X
- ✓ Standard: MIL-STD-810G, IEC 60068, IEC 60529, TCVN 4255:2008

TEST LIST


NO.	TEST	STANDARD
1	Drop test	MIL-STD-810H Method 516.8; IEC 60068-2-32; TCVN 7699-2-32:2007
2	Salt spray test	MIL-STD-810H Method 509.7; IEC 60068-2-11; IEC 60068-2-52; TCVN 7699-2-11:2007; TCVN 7699-2-52:2007
3	Salt spray test	DO 160E Section 14.0
4	Dry heat test	MIL-STD-810H Method 501.7; IEC 60068-2-2:2007; TCVN 7699-2-2:2011
5	Constant temperature-humidity test	MIL-STD-810H Method 501.7; IEC 60068-2-78:2007;TCVN 7699-2-78:2011;
6	Temperature-humidity cycling test	MIL-STD-810H Method 501.7; IEC 60068-2-30; TCVN 7699-2-30:2007
7	Moisture testing	DO 160E Section 6.0
8	Cold testing	MIL-STD-810G Method 502.7; IEC 60068-2-1; TCVN 7699-2-1:2007
9	Vibration test	MIL-STD-810H Method 514.8; IEC 60068-2-6; TCVN 7699 2-6:2007; TCVN 12699:2019; IEC 60068-2-64; UL 1642; ST/SG/AC.10/11/Rev.6/Amend.1 Section 38.3
10	Impact test	MIL-STD-810H Method 516.8; IEC 60068-2-27; TCVN 7699 2-27:2007
11	Impact test	DO 160E Section 7.0
12	Thermal shock test	MIL-STD-810H Method 503.7; IEC-60068 Part 2-14; TCVN 7699 2-14:2007

TEST LIST

NO.	TEST	STANDARD
13	Dust test	IEC 60529:2001; TCVN 4255:2008
14	Conducted immunity test on power lines, from 10 kHz to 10MHz	MIL-STD-461F, Method CE102
15	Conducted immunity test on input & output, from 30 Hz to 150 kHz	MIL-STD-461F, Method CS101
16	Conducted immunity test against interference to antenna port due to intermodulation signals, from 15 kHz to 10 GHz	MIL-STD-461F, Method CS103
17	Conducted immunity test, against antenna port interference, rejection of unwanted signals, from 30 Hz to 20 GHz	MIL-STD-461F, Method CS104
18	Conducted immunity test, against antenna port interference, cross modulation, 30 Hz to 20 GHz	MIL-STD-461F, Method CS105
19	Conducted immunity test, rapid spike signal, power line	MIL-STD-461F, Method CS106
20	Conducted immunity test, against induced current	MIL-STD-461F, Method CS109
21	Conductive immunity test for all equipment input/output cables	MIL-STD-461F, Method CS114
22	Conducted immunity test to radiated pulses for all equipment input/output lines	MIL-STD-461F, Method CS115
23	Conductive immunity test for damped sine emission for all equipment input/output cables	MIL-STD-461F, Method CS116

PRODUCTION PROCESS

QUOTATION PROCESS



1 RECEIVING REQUESTS
FROM CUSTOMERS



2 CHECKING & ANALYSIS



3 QUOTATION

PRODUCTION PROCESS

1 | CONFIRMING PRODUCTION DATABASE

- Bom list
- Gerber file + fab note, stack-up
- Pick and place
- 3D image
- Assembly drawing

2 | PROJECTS AND PRODUCTION PLANNING

- Making list of production materials
- Coming up with production planning and transferring to related

3 | MATERIALS PLANNING

- Co-ordinating with Sales Departments to resolve issues of procurement
- Receiving progress schedule of goods from Sales Admin Department

4 | GATHERING AND INSPECTING MATERIALS

- Warehouse filters materials by list of items required by Production Department
- QC inspects items and ensure quality for production

5 | PRODUCTION

- Co-ordinating with factory to begin production
- Controlling production process
- Co-ordinating with QC to inspect finished products
- Making test report

6 | DELIVERY

- Warehouse takes over finished products
- Sales Admin Department creates goods delivery procedure to customers

CONTACT US

VIET ELECTRONIC TECHNOLOGY SOLUTIONS COMPANY LIMITED

🏠 Address: 3rd Floor, No. 79-81, Lane 193, Trung Kinh Street, Yen Hoa Ward, Cau Giay District, Ha Noi City, Viet Nam

✉ Email: info@vietes.vn

☎ Hotline: (+84) 247 308 6123

