




**Ethernet Switch**

**Gigabit Router**

# All-Inclusive Industrial Flat-type Ethernet

Perfect IP Network Deployment for Buildings and Factories




**Dual Power Input**




**Flat Design**



**DIN-rail Installation**



**PoE Usage**



**Fiber Connection**



**Magnetic Installation**



**Touch LCD**



**Front Access**

# Flat-type Ethernet Switches



## Security Building Automation Switches

Suitable for buildings where security is strictly to be enforced, PLANET Industrial Wall-mount Managed Switches offer a comprehensive Layer 2 to Layer 4 Access Control List (ACL). The switches can restrict network access by denying packets based on source and destination IP address, TCP/UDP ports or defined typical network applications. The WGS-5225 Series incorporates advanced ITU-T G.8032 ERPS (Ethernet Ring Protection Switching) technology into customer's industrial automation network to enhance system reliability and uptime. With PLANET Industrial Wall-mount Managed Switches, a tightly-controlled network can be easily had in no time.

## FTTx/MAN Application

PLANET Industrial Wall-mount Managed Switches adopt the double tagged VLAN (Q-in-Q) technology to provide low cost and easy operation for service providers carrying traffic for multiple customers across their networks. With two dual-speed SFP slots built in, the deployment distance of PLANET Industrial Wall-mount Managed Switches can be extended up to 120 kilometers (single-mode fiber), which provides a high-performance edge service for FTTx solutions.

To build a network solution of FTTH (Fiber to the Home) or FTTC (Fiber to the Curb) for ISPs, and FTTB (Fiber to the Building) for enterprises, the various distances of SFP and BiDi (WDM) transceivers are optional for customers. For security and various applications, the 8 Gigabit ports of PLANET Industrial Wall-mount Managed Switches can be configured with VLAN settings and connected to different units, offices, floors, houses and departments.



## Unique Flat-type Design with Touch LCD Screen or PoE Functions for Efficient Management



To facilitate the network deployment in any space-limited locations like wall enclosure or electric box found in buildings or outdoors, PLANET has the industrial Ethernet switches and wireless AP designed in a compact flat type. The products can be installed by fixed wall mounting, magnetic wall mounting or DIN rail, thereby making its usability more flexible. With the intuitive LCD Touch Screen or PoE Functions including PD alive check, scheduled power recycling, PoE schedule and PoE usage monitoring, PLANET's flat-type switches greatly promote efficient and timely network management, perfectly suitable for surveillance, wireless and VoIP networks.

Touch LCD	Managed			
Model	WGS-5225-8T2SV	WGS-5225-8P2SV	WGS-4215-8T	WGS-4215-8T2S

Product Image



Hardware	LCD	2.4" Color TFT Touch Screen		-	-
	10/100/1000BASE-T	8	8	8	8
	1000 mini-GBIC	2, Compatible with 2500X SFP	2, Compatible with 2500X SFP	-	2
	100BASE-FX	Compatible	Compatible	-	Compatible
	Switch Fabric	26Gbps	26Gbps	16Gbps	20Gbps
Power	Inputs	12~48V DC or 24V AC	Dual 48~56V DC	12~48V DC or 24V AC	12~48V DC or 24V AC
	Connector	3-pin terminal block, DC socket		3-pin terminal block, DC socket	
	Consumption	12 watts	251 watts	10 watts	7.9 watts
Mechanical	Dimensions (W x D x H)	180 x 25 x 140 mm	180 x 25 x 140 mm	148 x 25 x 134 mm	178 x 25 x 134 mm
	Enclosure	IP30 metal	IP30 metal	IP30 metal	IP30 metal
	Mounting	DIN-rail, wall-mountable and magnetic wall mount			
Environment	Operating Temperature	-20~70 degrees C	-20~70 degrees C	-40~75 degrees C	-40~75 degrees C
	Operating Humidity	5% to 95%RH (non-condensing)		5% to 95%RH (non-condensing)	
Regulatory	Emissions	FCC Class A, CE Class A		FCC Class A, CE Class A	
	Stability	IEC60068-2-32 (Free Fall), IEC60068-2-27 (Shock), EC60068-2-6 (Vibration)			
PoE	PoE Standard	-	802.3at PoE+	-	-
	PoE Port	-	8	-	-
	PoE Budget	-	240 watts	-	-
	PSE Type	-	End span	-	-
	Power Pin Assignment	-	1/2(+), 3/6(-)	-	-
Protocol	VLAN	IEEE 802.1Q VLAN/Q-in-Q/Private VLAN/Protocol-based VLAN/Voice VLAN/GVRP			
	IGMP Snooping	v2/v3/query	v2/v3/query	v2/v3/query	v2/v3/query
	Spanning Tree	802.1w/802.1s	802.1w/802.1s	802.1w/802.1s	802.1w/802.1s
	Data Redundancy	ERPS Ring, RSTP/MSTP		ERPS Ring, RSTP/MSTP	
	QoS	Port-based/802.1P/IP DSCP Policy-based/Voice VLAN			
	Security	802.1x, Static MAC, MAC filter, Port Security and IP Security			
	Traffic Control	In/out rate limit, storm control			
Management	Interface	Web, telnet, SSH and SSL			
	SNMP	v1, v2c, v3 and trap			
	System Log	System log and remote Syslog			






Managed PoE+						
Model	WGS-5225-8UP2SV	WGS-5225-8P2S	WGS-4215-16P2S	WGS-4215-8P2S	WGS-4215-8HP2S	WGS-804HPT

Product Image



Hardware	LCD	-	-	-	-	-	-
	10/100/1000BASE-T	8	8	16	8	8	8
	1000 mini-GBIC	2, Compatible with 2500X SFP	2	2	2	2	-
	100BASE-FX	Compatible	Compatible	Compatible	Compatible	Compatible	-
	Switch Fabric	26Gbps	26Gbps	32Gbps	20Gbps	20Gbps	16Gbps
Power	Inputs	Dual 48~54V DC	Dual 48~56V DC	Dual 48~56V DC	Dual 48~56V DC	Dual 48~54V DC	Dual 48~56V DC
	Connector	4-pin terminal block	3-pin terminal block, DC socket		3-pin terminal block, DC socket		
	Consumption	752 watts	250 watts	250 watts	210 watts	382 watts	152 watts
Mechanical	Dimensions (W x D x H)	245 x 36 x 140 mm	180 x 25 x 140 mm	245 x 25 x 134 mm	178 x 25 x 134 mm	245 x 36 x 140 mm	148 x 25 x 134 mm
	Enclosure	IP30 Aluminum	IP30 metal	IP30 metal	IP30 metal	IP30 metal	IP30 metal
	Mounting	Wall-mountable	DIN-rail, wall-mountable and magnetic wall mount			Wall-mountable	DIN-rail, wall-mountable and magnetic wall mount
Environment	Operating Temperature	-20~70 degrees C	-40~75 degrees C	-10~60 degrees C	-40~75 degrees C	-40~75 degrees C	-40~75 degrees C
	Operating Humidity	5% to 95%RH (non-condensing)			5% to 95%RH (non-condensing)		
Regulatory	Emissions	FCC Class A, CE Class A			FCC Class A, CE Class A		
	Stability	IEC60068-2-32 (Free Fall), IEC60068-2-27 (Shock), EC60068-2-6 (Vibration)					
PoE	PoE Standard	802.3bt PoE++	802.3at PoE+	802.3at PoE+	802.3at PoE+	802.3bt PoE++	802.3at PoE+
	PoE Port	8	8	16	8	8	4
	PoE Budget	720 watts	240 watts	240 watts	240 watts	360 watts	144 watts
	PSE Type	End span + Mid span	End span	End span	End span	End span + Mid span	End span
	Power Pin Assignment	1/2(-), 3/6(+) 4/5(+), 7/8(-)	1/2(+), 3/6(-)	1/2(+), 3/6(-)	1/2(+), 3/6(-)	1/2(-), 3/6(+) 4/5(+), 7/8(-)	1/2(+), 3/6(-)
Protocol	VLAN	IEEE 802.1Q VLAN/Q-in-Q/Private VLAN/Protocol-based VLAN/Voice VLAN/GVRP					
	IGMP Snooping	v2/v3/query	v2/v3/query	v2/v3/query	v2/v3/query	v2/v3/query	v2/v3/query
	Spanning Tree	802.1w/802.1s	802.1w/802.1s	802.1w/802.1s	802.1w/802.1s	802.1w/802.1s	802.1w/802.1s
	Data Redundancy	ERPS Ring < 10ms		ERPS Ring, RSTP/MSTP		ERPS Ring, RSTP/MSTP	
	QoS	Port-based/802.1P/IP DSCP Policy-based/Voice VLAN					
	Security	802.1x, Static MAC, MAC filter, Port Security and IP Security					
	Traffic Control	In/out rate limit, storm control					
Management	Interface	Web, telnet, SSH and SSL					
	SNMP	v1, v2c, v3 and trap					
	System Log	System log and remote Syslog					

# Flat-type Ethernet Switches

		Unmanaged PoE+			Unmanaged	
Model		WGS-818HP	WGS-814HP	WGS-804HP	WGS-810	WGS-803
Product Image						
Hardware	10/100/1000BASE-T	8	8	-	8	8
	1000BASE-X SFP	-	-	-	-	-
	Switch Fabric	16Gbps	16Gbps	-	16Gbps	16Gbps
	DIP Switch	Standard/VLAN/Extend			-	Standard/VLAN/Extend
Power	Inputs	48~56V DC	48~56V DC	Dual 48~56V DC	12V DC	12~48V DC or 24V AC
	Connector	DC socket	DC socket	3-pin terminal block, DC socket	DC socket	3-pin terminal block, DC socket
	Consumption	137 watts	70 watts	140 watts	4 watts	6 watts
Mechanical	Dimensions (W x D x H)	148 x 25 x 134 mm	148 x 25 x 134 mm	148 x 25 x 134 mm	148 x 25 x 134 mm	148 x 25 x 134 mm
	Enclosure	IP30 metal	IP30 metal	IP30 metal	IP30 metal	IP30 metal
	Mounting	DIN-rail, wall-mountable and magnetic wall mount			DIN-rail, wall-mountable and magnetic wall mount	
Environment	Operating Temperature	-20~60 degrees C	-20~60 degrees C	-40~75 degrees C	-20~60 degrees C	-10~60 degrees C
Regulatory	Emissions	FCC Class A, CE	FCC Class A, CE	FCC Class A, CE	FCC Class A, CE	FCC Class A, CE
	Stability	FCC Class A, CE Class A		FCC Class A, CE Class A	FCC Class A, CE Class A	
PoE	PoE Standard	802.3at PoE+	802.3at PoE+	802.3at PoE+	-	-
	PoE Port	8	4	4	-	-
	PoE Budget	120W	60W	120W	-	-

## Industrial Flat-type Gigabit Router

### Wall-mount Design, Perfect for Public Facilities

PLANET WGR-500 Series, an all-in-one router solution suitable for industrial applications, features 4-port 10/100/1000BASE-T Gigabit Ethernet and 1-port 100/1000BASE-T Gigabit Ethernet. It offers Layer 3 dynamic IP (DHCP Client), static IP, PPPoE, L2TP, PPTP, intelligent Layer 2 and Layer 4 management functions, and user-friendly interface.

Equipped with 4-port 802.3at PoE+ and in-line power interfaces, the WGR-500-4PV and WGR-500-4P centrally manage power supply to PoE IP cameras and PoE sensors at factories. The WGR-500 Series provides firewall to protect IoT devices against networking attack such as denial-of-service (DoS) and emerging malicious traffic before attacks occur. With firewall protection, it prevents IoT network from threats and keeps networking secure. The WGR-500 series is an ideal solution to meet the demand for the following network applications:

- Building/Home automation network
- Internet of things (IoT)
- IP surveillance
- Wireless LAN

		Touch LCD	Managed PoE+	
Model		WGR-500-4PV	WGR-500-4P	WGR-500
Product Image				
Hardware	LCD	2.4" Color TFT Touch Screen	-	-
	10/100/1000BASE-T	5 (4 LAN, 1 WAN)	5 (4 LAN, 1 WAN)	5 (4 LAN, 1 WAN)
Power	Inputs	Dual 48~56V DC	Dual 48~56V DC	Dual 9~48V DC
	Connector	3-pin terminal block, DC socket	3-pin terminal block, DC socket	2-pin terminal block, DC socket
Mechanical	Dimensions (W x D x H)	180 x 25 x 140 mm	180 x 25 x 140 mm	148 x 24 x 134 mm
	Enclosure	IP30 metal	IP30 metal	IP30 metal
	Mounting	DIN-rail, wall-mountable and magnetic wall mount		
Environment	Operating Temperature	-10~60 degrees C	-10~60 degrees C	-10~60 degrees C
Regulatory	Emissions	FCC Class A, CE Class A	FCC Class A, CE Class A	FCC Class A, CE Class A
	Stability	IEC60068-2-32 (Free Fall), IEC60068-2-27 (Shock), EC60068-2-6 (Vibration)		
PoE	PoE Standard	802.3at PoE+	802.3at PoE+	-
	PoE Port	4	4	-
	PoE Budget	120 watts	120 watts	-
	Power Pin Assignment	1/2(+), 3/6(-)	1/2(+), 3/6(-)	-
Protocol	VLAN	IEEE 802.1Q VLAN	IEEE 802.1Q VLAN	IEEE 802.1Q VLAN
Management	Interface	Web	Web	Web
	SNMP	v1, v2c	v1, v2c	v1, v2c
	System Log	System log and remote Syslog	System log and remote Syslog	System log and remote Syslog



11F, No 96, Minquan Rd., Xindian Dist., New Taipei City 231, Taiwan (R.O.C.)

Tel: +886-2-2219-9518 Fax: +886-2-2219-9528 E-mail: sales@planet.com.tw

PLANET reserves the right to change specifications without prior notice. All brand names and trademarks are property of their respective owners. © PLANET Technology Corporation DM-FLAT0123

